

Tree Identification Worksheet

Class: Group:

Date:













Members of the Team:

.....
.....

These trees have 2 different kinds of flowers, each on separate trees.

ash holly pussy willow

Write the name of the tree under its flowers, fruit and leaf.

| | | |
|---|---|---|
|  |  |  |
|  |  |  |
|  |  |  |
|  |  |  |
| | | |

Tree Identification Worksheet

Class: Group:

Date:

Members of the Team:

.....
.....











These trees have 2 different kinds of flowers, both on the same tree.

beech

oak

plane

Write the name of the tree under its flowers, fruit and leaf.

| | | |
|---|---|---|
|  |  |   |
|  |  |  |
|  |  |  |
| | | |

Tree Identification Worksheet

Class: Group:

Date:










Members of the Team:

.....
.....

These trees have 2 different kinds of flowers, both on the same tree.

birch larch hazel

Write the name of the tree under its flowers, 'fruit' and leaf.

| | | |
|---|---|---|
|  |  |  |
|  |  |  |
|  |  |  |
| | | |

Tree Identification Worksheet

Class: Group:

Date:

Members of the Team:

.....












These trees have 2 different kinds of flowers, both on the same tree.

alder

2-needle pine

giant redwood

Write the name of the tree under its flowers, 'fruit' and leaf.

| | | |
|---|--|--|
|    |     |     |
| | | |

Tree Identification Worksheet

Class: Group:

Date:

Members of the Team:

.....
.....










These trees have a flower that produces pollen *and* can develop into seeds.

crabapple

hawthorn

horsechestnut

Write the name of the tree next to its flowers, fruit and leaf.

| | | | |
|---|---|---|--|
|  |  |  | |
|  |  |  | |
|  |  |  | |

Tree Identification Worksheet

Class: Group:

Date:

Members of the Team:

.....
.....










These trees have one kind of flower that can both produce pollen and can develop into seeds.

lime

cherry

sycamore

Write the name of the tree next to its flowers, fruit and leaf.

| | | | |
|---|---|---|--|
|  |  |  | |
|  |  |  | |
|  |  |  | |

Tree Identification Worksheet

Class: Group:

Date:

Members of the Team:

.....
.....










These trees have one kind of flower that can both produce pollen and can develop into seeds.

elm

field maple

whitebeam

Write the name of the tree next to its flowers, fruit and leaf.

| | |
|---|--|
|    | |
|    | |
|    | |